

# Impact of lying aversion and prosociality on cheating\*

Daniel Parra<sup>†</sup>

[\[Click here for the latest version of the paper\]](#)

## Abstract

When individuals decide whether or not to lie, they compare the monetary benefits with the psychological cost of violating their norms. In addition, they are more likely to lie when their lies benefit others. This paper compares the impact of the aversion to lying and prosociality on cheating. I first present a model that incorporates heterogeneous lying costs and prosociality as a part of individuals' preferences. I show that individuals are mostly honest when someone else has lied on their behalf. At the same time, if lying generates a positive externality, individuals lie more due to prosocial motives. I test these predictions in two online experiments and show that participants are more dishonest when their lies benefit others. More importantly, I present evidence that, on average, the prosocial motive is stronger than the lying aversion motive. Further results show that individuals care about their influence on others' outcomes rather than taking actions that signal a prosocial intention but do not impact others' outcomes.

JEL Codes: C91, D02, D90.

Keywords: Cheating; Dishonesty; Prosociality; Psychological lying costs.

This version: November 15, 2021

---

\*I am grateful to Kai Barron, Tilman Fries, Jeanne Hagenbach, Agne Kajackaite, Johannes Leutgeb, Cesar Mantilla, Robert Stüber, Yuliet Verbel, and audiences at WZB, BEBES, the 2021 ESA Global Online Meetings, and the University of Nottingham Behavioral Workshop for helpful comments. This research used generic funds provided by the WZB Berlin Social Science Center. The usual disclaimer applies.

<sup>†</sup>WZB Berlin Social Science Center and Berlin School of Economics. Email: [daniel.parra@wzb.eu](mailto:daniel.parra@wzb.eu).

# 1 Introduction

Evidence on lying shows that, even if there is no punishment for lying and there are personal benefits from doing so, people lie only moderately (Abeler et al., 2019). People's aversion to lying can explain the moderate extent of dishonesty, and theoretical models usually represent this lying aversion as the psychological costs of lying.<sup>1</sup> These costs capture the idea that some individuals do not lie because they dislike violating their internal moral norm of being honest or because they want to appear honest. However, psychological lying costs might be reduced when one can lie to benefit oneself as well as others, which occurs because people might use prosociality to make lying easier. The main issue with this behavior is that dishonesty, whether it benefits others or not, is detrimental to society. For instance, in his classical model, Akerlof (1970) highlights the central role of dishonesty in markets with asymmetric information. He argues that, in the presence of information asymmetries, dishonesty can lead to market failures. In particular, the social damage generated by dishonesty includes the direct cost to the deceived individual and other indirect costs, such as eroding the incentives to produce high-quality goods.

In general, when one's lie generates a positive externality, two effects go in opposite directions: lying aversion makes telling a lie costly, but the prosocial lie generates some utility. A vast literature in economics shows that prosocial incentives are important motivators in people's decisions (Andreoni, 1990; Andreoni and Miller, 2002; Charness and Rabin, 2002; Bénabou and Tirole, 2006; Ariely et al., 2009; DellaVigna et al., 2012). To illustrate how lying aversion and prosociality interact, imagine a used car being sold by an intermediary who has incentives to lie about the car's actual quality. They earn a higher commission if they sell the car for a higher price but incur psychological lying costs if they lie. However, all else equal, they may also feel less unethical by lying about the car's quality because the lie benefits the owner. A sales representative faces a similar trade-off between prosociality and lying aversion when they can lie to get a team bonus the CEO has promised after the sales team reaches a certain threshold. This duality is present in the political sphere too. For instance, some high-level politicians use a chief of staff (CoS) to protect their political interests. The CoS must make decisions that involve covering up any wrong actions of the politician, but given that they do it to benefit the politician, their prosocial lies might reduce their costs of lying.

This paper compares the impact of lying aversion and prosociality on cheating by studying lying in a dyadic setting. If at least one member of the dyad lies in the game, both benefit from the lie, but there are no additional gains if both lie. I use a dyadic game because it creates a situation where people can avoid lying and rely on others' incentives, or they

---

<sup>1</sup>Psychological lying costs include the intrinsic costs of lying and image concerns.

can tell a prosocial lie. Hence, there is a trade-off in this strategic situation. On the one hand, lying aversion implies that people are primarily honest when others are likely to lie on their behalf. On the other hand, prosociality implies that people are prone to lie when they benefit others. This paper aims to disentangle these two motives and to assess which one is a stronger motivator.

I first present a theoretical framework that incorporates heterogeneous psychological lying costs and prosociality in individual preferences, and I include prosociality as a parameter that reduces the lying costs. Next, I use experimental data to assess the model's predictions empirically, and then present two online experiments that I previously ran. The first experiment uses a cheating game where participants draw a black card or an orange card and then report their color. The experimenter observes the random draw and the report. In this experiment, lying rates were very low, making it difficult to find any treatment difference. In the second experiment, participants randomly choose a color in their minds. In both experiments, individuals draw a low-paying state or a high-paying state randomly. The probabilities of each state are 0.8 for the low-paying state and 0.2 for the high-paying state. The random draw is known by the individual but not by their partner. Both are asked to report what they draw to determine their payoffs; that is, the random draw is not relevant for the monetary payoffs but just for the individuals' reports.

The two experiments had the same four treatments.<sup>2</sup> In the first treatment, called *AVOID*, two players report the result of the private random draw sequentially. Both get a higher monetary payoff if at least one individual reports the high-paying state. Therefore, the first drawer can avoid lying if their aversion to lying is a stronger motivator than prosociality. In a second treatment, called *NO AVOID*, the first player reports their random draw. However, the second player can no longer report and instead a computer program reports the random draw truthfully. This means that by design, in *NO AVOID* it is common knowledge that the second player's report will be truthful. This variation makes it more difficult to avoid the lying costs in *NO AVOID* than in *AVOID*.

As a next step, to eliminate the positive externality, I include a third treatment called *NO EXTERNALITY*. In this treatment, the first drawer's report does not benefit the second drawer, allowing me to disentangle the prosocial motive from the lying aversion motive. I use a fourth treatment called *SIMULTANEOUS* where both players play at the same time. In this last treatment, there is a trade-off between strategically reporting the high-paying state to earn more and losing the prosocial motive because both reported the high-paying state. The prosocial motive is lost because participants hold a consequentialist view of prosociality. In other words, consequentialist prosocial lying implies that lying makes people feel better

---

<sup>2</sup>The experiments were pre-registered in AEA RCT Registry, and the registration numbers are AEARCTR-0006881 and AEARCTR-0007214.

when the lie has an actual positive consequence on others.

The results of the second experiment show that the second drawer in AVOID lies less when the first drawer reports the high-paying outcome, which is consistent with lying aversion. Surprisingly, I do not find any difference in the lying rates of the first drawer between AVOID and NO AVOID, suggesting prosociality was a strong driver of the lying behavior. However, I find that first drawers lie more in NO AVOID than in NO EXTERNALITY, indicating people lie more when they benefit others, which is in line with [Wiltermuth \(2011\)](#), [Gino et al. \(2013\)](#), and [Levine and Schweitzer \(2015\)](#). Furthermore, combining these results, I show that prosociality outweighs lying aversion. Finally, I show that lying is higher in AVOID than in SIMULTANEOUS, confirming that individuals care about the actual benefit they generate to others rather than the prosocial intention of their actions.

This paper contributes to the fast-growing literature on lying behavior. This literature argues that people's disutility when they are dishonest can explain the deviation from the world full of liars that economic theory assumes. [Kajackaite and Gneezy \(2017\)](#) show that individuals follow a cost-benefit analysis in which they evaluate the psychological cost of lying and the incentives to lie. [Gneezy et al. \(2018\)](#), [Abeler et al. \(2019\)](#), and [Khalmetzki and Sliwka \(2019\)](#) present evidence that individuals indeed have psychological costs of lying that can be divided into intrinsic costs of lying and reputation. [Dufwenberg and Dufwenberg \(2018\)](#) also explain lying behavior by the cost of lying, but they argue that this cost increases proportionally to the amount in which the individual is perceived to cheat, making the lying costs extrinsic. I contribute to this literature by showing that individuals do avoid lying when someone else lies on their behalf. However, they do not avoid lying when their lies benefit others. Hence, I show that even if the psychological costs of lying make people lie less, prosocial lying is a stronger driver of their behavior.

This paper closely relates to the literature on collaborative lying (for a survey, see [Leib et al., 2021](#)). These studies use games in which participants play in groups and all of them must lie to increase their earnings (e.g., [Conrads et al., 2013](#); [Weisel and Shalvi, 2015](#); [Muehlheusser et al., 2015](#); [Kocher et al., 2018](#); [Rilke et al., 2021](#)). In other words, in this body of research, lies are strategic complements. Hence, collaborative lying research focuses on situations where coordination in dishonesty is at the center; thus, it is impossible to rely on others to save on lying costs. Although I also use a group setting, I study a different situation where dishonesty is not complementary but a substitute, and therefore individuals can avoid being dishonest by relying on others. I show that individuals use prosociality to justify lying even in situations where collaboration is unnecessary to increase payoffs.

This paper also relates to the studies that analyze the impact of positive externalities on lying behavior. [Wiltermuth \(2011\)](#), [Gino et al. \(2013\)](#), and [Levine and Schweitzer \(2015\)](#)

show that people are more likely to lie if they benefit others. [Levine and Schweitzer \(2015\)](#) show that prosocial lying enhances trust in group settings, which may explain why people are willing to lie for others. I add to this body of evidence by showing that prosociality is strong enough to outweigh lying aversion, although the effect of prosociality on dishonesty vanishes when the actual impact on others' payoffs is uncertain. This result points to a consequentialist view of prosocial lies. To put it another way, individuals' utility depends on their actions' actual consequences on others rather than on the intention of benefiting them.

The paper proceeds as follows. Section 2 presents the theoretical framework, experimental design, and hypotheses. Section 3 presents evidence from two experimental studies that test the model's hypotheses. Section 4 discusses the findings from the experiments and interprets them using the benchmark presented in Section 2. Section 5 concludes.

## 2 Theoretical framework and experimental design

In this section, I present how I represent individual preferences to include lying aversion and prosociality. Then, I use these preferences in an experimental design with four different conditions. Finally, I present the theoretical predictions for the different treatment comparisons.

### 2.1 Individuals' preferences

The lying models presented by [Dufwenberg and Dufwenberg \(2018\)](#), [Gneezy et al. \(2018\)](#), [Abeler et al. \(2019\)](#), and [Khalmetski and Sliwka \(2019\)](#) are fundamental to understanding why people lie in situations without externalities.<sup>3</sup> I use them as a starting point and add a strategic interaction to study the willingness to avoid the lying costs and to lie prosocially. Specifically, I study situations where individuals interact in dyads. I denote the members of each dyad as  $P_i$ , where  $i \in \{1, 2\}$ .

Players play a binary lying game; that is, each player draws a state  $x_i \in \mathcal{X} = \{0, 1\}$ . The probability of  $x_i = 0$  is 0.8, and the probability of  $x_i = 1$  is 0.2. I use these probabilities because they will generate more players drawing 0 than in a typical coin toss; therefore, more individuals will face the situation where they can lie to improve their payoffs. The players' payoffs are interdependent, and they send a report  $r_i \in \mathcal{X}$ . If at least one player,  $P_1$

---

<sup>3</sup>These models use the psychological game theory to model behavior by using the experimenter as an observer who affects individual utility. Hence, they study strategic games with one player making decisions and a third party who does not take any particular action.

or  $P_2$ , reports 1, each of them will get a monetary payoff  $v_h$ . If both report 0, they will get  $v_l$ . To ease the notation, I normalize  $v_l$  to zero and  $v_h$  to 1. In this context, lies are under the category of Pareto white lies (Erat and Gneezy, 2011) because they help others and benefit the liar.

Individuals' preferences depend on three elements that determine the willingness to lie or tell the truth: extrinsic motivation, lying aversion, and prosociality. First, they get utility from the monetary payoff  $v_i \in \{v_h, v_l\}$  that depends on their report. All else equal, they have extrinsic incentives to report 1 regardless of their actual random draw  $x_i$ . Second, individuals dislike lying. Lying aversion is represented formally by some psychological costs ( $c_i$ ) that they incur when they misreport their random draw (Gneezy et al., 2018; Abeler et al., 2019; Khalmetski and Sliwka, 2019). The psychological lying cost includes the intrinsic costs of lying and image costs. These costs, represented by  $c_i$ , are distributed among the population according to  $c_i \sim U[0, \bar{c}]$ . Hence, the cumulative density function of  $c_i$  is  $F(c_i) = \frac{c_i}{\bar{c}}$ . The heterogeneity in the psychological lying costs considers that some people are more morally inclined than others.

Third, I formally include prosociality in the utility function inspired by Wiltermuth (2011), Gino et al. (2013), and Levine and Schweitzer (2015). Individuals get some satisfaction ( $\theta$ ) when they benefit others with their report, that is, when they generate a positive externality. In the case of  $\theta$ , I impose  $0 \leq \theta \leq 1$  so that the prosocial lying utility is non-negative but never higher than the utility of one's own monetary reward. The standard models omit prosociality in the decision of whether to lie or not. In my model, when an agent lies and benefits others, the prosocial lie reduces their psychological lying cost. Moreover, I assume that  $c_i(r_i = x_i) = 0$  and  $1 + \theta < \bar{c}$ . I use the last condition to rule out the uninteresting case where all individuals have a psychological cost of lying so small that everyone lies. With this assumption, the individual with the highest lying cost will always tell the truth.

The remaining question at this point is if the utility derived from prosocial lies depends only on actions or also on consequences. Some models use warm glow and altruism to explain giving (Andreoni, 1990), which implies that people care about their intentions to give. Conversely, I assume that individuals' utility depends on the outcome of their actions. Therefore, the positive externality reduces the cost of lying only if the marginal benefit of one's report on their partner is 1. In other words, the utility from prosociality ( $\theta$ ) when one's partner reports 1 is 0 regardless of their report.<sup>4</sup> Arguably, it is more difficult to justify a dishonest behavior with prosociality when, in the absence of one's report, the payoff of the other would be the same. With these three elements, I represent individuals' preferences by

<sup>4</sup>The alternative way to incorporate the positive externality's impact would be to assume that they feel good only by lying and reporting 1. This view would represent deontological prosocial lying, where the intention of benefiting others matters regardless of the actual consequence.

the following function:

$$U_i(x_i, r_i, r_j) = r_i + r_j - r_i r_j - 1_{x_i \neq r_i}(c_i + \theta r_i(1 - r_j)). \quad (1)$$

## 2.2 Experimental Design

### 2.2.1 Treatment 1: AVOID

In the main treatment, AVOID, I study a two-stage lying game where players' lies are substitutes.  $P_1$  draws  $x_1 \in \mathcal{X}$  and sends a report  $r_1 \in \mathcal{X}$  to  $P_2$ . After learning  $r_1$ ,  $P_2$  draws  $x_2 \in \mathcal{X}$  and sends a report  $r_2 \in \mathcal{X}$ . Note that  $x_i$  is only known by  $P_i$  but not by the other player.

I use backward induction to analyze the game's strategic context. When  $P_1$  reports 1,  $P_2$  has no strict incentives to lie, whereas when  $P_1$  reports 0,  $P_2$ 's best response is 1 if  $1 + \theta > c_i$ . That is, if the second drawer considers that the combination of the monetary incentives and the satisfaction of benefiting others exceeds the costs of lying, they will report 1 regardless of  $x_2$ . Importantly, in this game there is no downward lying in equilibrium. If individuals draw 1 and report 0, they incur the cost of lying without getting the monetary payoffs or the benefit of the positive externality. Therefore in equilibrium, individuals only lie if they draw  $x_i = 0$  by reporting  $r_i = 1$ .

Let  $\hat{c}_i$  be the lying cost threshold where individuals are indifferent between lying or not. This threshold for  $P_2$ , when  $P_1$  reports 0, is  $\hat{c}_2(r_1 = 0) = 1 + \theta$ . Hence, the probability that  $P_2$  lies after  $P_1$  reports 0 is the expected proportion of players with  $\hat{c}_2(r_1 = 0) < 1 + \theta$ , namely

$$F(\hat{c}_2(r_1 = 0)) = \frac{1 + \theta}{\bar{c}}. \quad (2)$$

$P_1$ 's decision depends on their beliefs about  $P_2$ 's report.  $P_1$  lies if  $E(U_1(r_1 = 1)) > E(U_1(r_1 = 0))$ . Let  $b_0$  be  $P_1$ 's belief that  $P_2$  reports 1 after  $r_1 = 0$ , and let  $b_1$  be  $P_1$ 's belief that  $P_2$  reports 1 after  $r_1 = 1$ . Then, taking into account the utility presented in (1),  $P_1$  lies if  $1 - c_i + \theta(1 - b_1) > b_0$ , implying that the lying threshold that divides those who lie from those who do not in AVOID is

$$\hat{c}_1 = 1 - b_0 + \theta(1 - b_1). \quad (3)$$

In equilibrium, the beliefs about  $P_2$ 's response are  $b_1 = 0.2$ , given that this is the probability of drawing 1, and  $b_0 = 0.2 + 0.8 \frac{1+\theta}{\bar{c}}$ . Thus, replacing  $b_1$  and  $b_2$  in equation  $\hat{c}_1$ , I get that the lying threshold at equilibrium for  $P_1$  in AVOID is

$$\hat{c}_1 = 0.8 \left( 1 + \theta - \frac{1 + \theta}{\bar{c}} \right). \quad (4)$$

### 2.2.2 Treatment 2: NO AVOID

In a second treatment, NO AVOID, I remove  $P_1$ 's capacity of relying on  $P_2$ 's possibility to lie by imposing  $x_2 = r_2$ . To do so, in NO AVOID, participants with the role of  $P_2$  do not have the possibility of reporting their random draw, but the computer will record the random draw and report it truthfully. This procedure is common knowledge to all participants. The payoff structure is the same as in AVOID, and even if a computer makes the report, a human participant bears the consequences in terms of payoffs. Thus, with this procedure, I ensure that  $P_1$  has an objective probability of  $r_2$ . This feature implies that  $b_1 = b_0 = 0.2$ . Then, using (3) and substituting the new values of  $b_1$  and  $b_2$ , the threshold of the lying cost at equilibrium for  $P_1$  in NO AVOID is

$$\hat{c}_1 = 0.8(1 + \theta). \quad (5)$$

Comparing the lying cost thresholds presented in (4) and (5), it follows that more  $P_1$ s will lie when they cannot rely on  $P_2$ 's incentives to lie. This result holds because the utility by prosociality and the maximum lying cost are non-negative.

**Hypothesis 1** (No cost avoidance). *In NO AVOID, the proportion of  $P_1$ s who lie will be higher compared with AVOID.*

### 2.2.3 Treatment 3: NO EXTERNALITY

In a third treatment, I investigate the role of the positive externality on  $P_1$ 's decision. I use the same structure as in NO AVOID but change the payoff scheme to eliminate the benefit on others so that in this treatment, lies are no longer Pareto white lies but pure selfish lies. I keep  $P_1$ 's monetary payoffs identical as in NO AVOID but make  $P_2$ 's monetary payoffs only dependent on  $x_2$ . In particular, in NO EXTERNALITY,  $P_2$  gets 1 only if  $x_2 = 1$  and 0 otherwise. The variation in this treatment implies that  $\theta = 0$  in the utility function. Therefore, the threshold of the lying cost at equilibrium for  $P_1$  in NO EXTERNALITY is

$$\hat{c}_1 = 0.8. \quad (6)$$

From the comparison between (5) and (6), it follows that lying is more pronounced in NO AVOID than in NO EXTERNALITY.



**Hypothesis 2** (Positive externality). *In NO EXTERNALITY, the proportion of  $P_1$ s who lie will be less compared with NO AVOID.*

Given that in NO EXTERNALITY lying decreases compared with NO AVOID, one question remaining is whether NO EXTERNALITY accounts for the same effect as AVOID. However, this effect depends on  $\bar{c}$ . When  $\bar{c}$  is lower than 1, lying will be higher in NO EXTERNALITY than in AVOID. This means that the comparison in lying rates between AVOID and NO EXTERNALITY will depend on the proportion of people with high lying costs in the population.

Until this point, I have presented the main treatments that allow me to assess the impact of lying aversion and prosocial lying on the preferences to lie. To sum up, in NO AVOID the probability of  $P_2$  reporting 1 is fixed at 0.2 (in contrast to AVOID, where it was a subjective probability), and thus  $P_1$  has more room to avoid the lying cost in AVOID than in NO AVOID, but the prosocial motive is still present in both conditions. Therefore, NO EXTERNALITY lets me assess the role of prosocial lying. Table 1 illustrates how the experimental design isolates each potential explanation, allowing me to assess each motive.

**Table 1. Comparison of lying aversion and prosociality across sequential treatments**

	AVOID	NO AVOID	NO EXTERNALITY
<b>Avoid Lying Costs</b> $P(r_2 = 1   r_1 = 0)$	$0.2 + b_0$	0.2	0.2
<b>Prosociality</b>	✓	✓	×

Note: The row *Avoid Lying Costs* refers to the likelihood of effectively avoiding the lying cost while getting the high payoff. For AVOID, it uses  $b_0$  to represent the subjective probability  $P_1$  attributes to  $P_2$  reporting 1.

### 2.2.4 Treatment 3: SIMULTANEOUS

The last treatment, SIMULTANEOUS, uses the same payoff structure as in AVOID, but participants report simultaneously instead of sequentially. Playing sequentially allows  $P_1$  to transmit their action  $r_1$  to  $P_2$  and gives some strategic advantage to  $P_1$ . In contrast, in SIMULTANEOUS participants must act without any information about the partner's actual decision. In the utility function presented in (1), I assume that lies that benefit others generate some utility represented by  $\theta$ . However,  $\theta$  only counts if the benefited individual does not report 1. This assumption implies that individuals use consequentialist norms when lying for others, where the action itself does not matter but only the consequence on others' payoffs does.

In SIMULTANEOUS, players are symmetric and no information is learned before deciding. Hence, I do not use  $b_0$  and  $b_1$  but define  $b_{ij}$  as the belief of  $P_i$  that  $P_j$  reports 1. As in AVOID,

$P_i$  lies if  $E(U_i(r_i = 1)) > E(U_i(r_i = 0))$ . That is,  $P_i$  lies if  $1 + \theta(1 - b_{ij}) - c_i > b_{ij}$ , which leads to the lying threshold  $\hat{c}_i = (1 - b_{ij})(1 + \theta)$ . In equilibrium,  $b_{ij} = 0.2 + 0.8\frac{\hat{c}_i}{\bar{c}}$ . Thus, I plug  $b_{ij}$  in the threshold equation to get  $\hat{c}_i = (0.8 - 0.8\frac{\hat{c}_i}{\bar{c}})(1 + \theta)$ . It follows that the lying threshold in SIMULTANEOUS is

$$\hat{c}_1 = 0.8 \left( \frac{0.8\bar{c}(1 + \theta)}{1 + 0.8(1 + \theta)} \right). \quad (7)$$

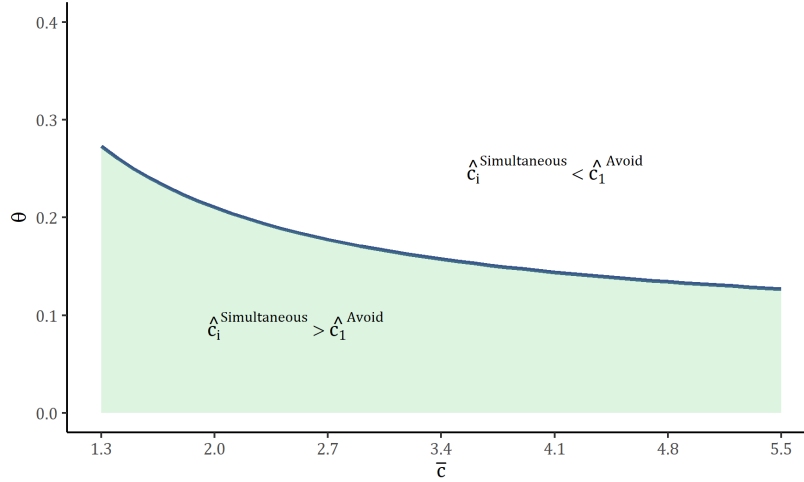
The resulting lying threshold in SIMULTANEOUS presented in (7) must be compared with (4). However, this comparison is not as trivial as in the other treatments. Individuals have two competing motives when deciding whether to lie in SIMULTANEOUS and AVOID. On the one hand, they hope to be able to rely on their partner's incentives and avoid the psychological cost of lying. On the other hand, they have a prosocial motive when lying for others and can then use it to decrease their cost of lying. The first motive, lying aversion, implies that  $P_1$ 's motive to lie out of their own payoff consideration is stronger in SIMULTANEOUS than in AVOID because of sequentiality. However, it is more difficult for  $P_i$  to use the prosocial motive in SIMULTANEOUS than in AVOID because consequential prosocial lying implies that reporting 1 only increases their payoff if their partner reports 0. In other words, in SIMULTANEOUS,  $P_i$  may be willing to lie and use prosociality to decrease the cost of lying, but  $P_j$  is likely doing the same and then none of them gets  $\theta$ , which can be anticipated for both players and leads to no one lying.

By observing the lying thresholds in (4) and (7), one can see that determining which motive dominates the other depends on the combination of  $\theta$  and  $\bar{c}$ . To understand this relation, I calculate numerically the values of  $\theta$  and  $\bar{c}$  that imply the same lying rates in AVOID and SIMULTANEOUS. Figure 1 shows that when  $\theta$  is high, the prosocial motive is stronger than the cost avoidance motive.<sup>5</sup> In this case, lying is higher in AVOID than in SIMULTANEOUS. Conversely, if  $\theta$  is low enough, it is more likely that the cost avoidance motive plays a central role, and thus lying would be higher in SIMULTANEOUS than in AVOID (shaded area in Figure 1). As the figure shows, lying can be higher or lower in AVOID compared with SIMULTANEOUS; therefore, I test the hypothesis that individuals will lie more in SIMULTANEOUS than in AVOID under the conjecture that the motive for lying aversion dominates the motive for prosocial lying.<sup>6</sup>

<sup>5</sup>A value of 0.3 means that the utility generated by the positive externality is equal to 30% of the utility generated by the monetary payoff.

<sup>6</sup>All the hypotheses were pre-registered in the AEA RCT Registry.

**Figure 1. Comparison of Lying Thresholds in AVOID and SIMULTANEOUS**



Note: The shaded area shows the combinations of  $\theta$  and  $\bar{c}$  that make lying higher in SIMULTANEOUS than in AVOID.

**Hypothesis 3** (No cost avoidance in SIMULTANEOUS). *In SIMULTANEOUS, the proportion of  $P_1$ s who lie will be more compared with AVOID.*

Table 2 summarizes the decisions each player must make across the four conditions, the payoff function, and the hypotheses based on the model. In the next section, I use this experimental design in two different experimental studies where the same variations apply, and I test the same hypotheses. Note that direct treatment comparisons are only possible in the following pairs: AVOID-NO AVOID, AVOID-SIMULTANEOUS, and NO AVOID-NO EXTERNALITY.

**Table 2. Summary of the actions, payoffs, and hypotheses in each treatment**

	$P_1$	$P_2$	Payoffs	$H_0$
AVOID	reports $r_1$	learns $r_1$ and then reports $r_2$	$v_i = \begin{cases} v_l = 0 & \text{if } r_i = r_j = 0 \\ v_h = 1 & \text{otherwise} \end{cases}$	-
NO AVOID	as in AVOID	learns $r_1$ but the report is made by the computer.	as in AVOID	$P_1$ lies more than in AVOID
NO EXTERNALITY	as in NO AVOID	as in NO AVOID	$v_1 = \begin{cases} v_l = 0 & \text{if } r_i = r_j = 0 \\ v_h = 1 & \text{otherwise} \end{cases}$ $v_2 = \begin{cases} v_l = 0 & \text{if } r_2 = 0 \\ v_h = 1 & \text{otherwise} \end{cases}$	$P_1$ lies less than in NO AVOID
SIMULTANEOUS	Players make simultaneous decisions		as in AVOID	$P_1$ lies less than in AVOID

### 3 Experimental studies

To test the predictions of the model, I use two online experiments. The first experiment uses an observed game where it is possible to identify who lies. In the second experiment, lying can be detected only at the aggregate level, but it makes participants more sensitive to changes in incentives.

#### 3.1 Study 1: Two-person cheating game—Observed

##### 3.1.1 Study 1 overview and design

In Study 1, for the random draw, participants click on a card that reveals a color, and there are two possible colors. Reporting *Orange* pays £4, and reporting *Black* pays £0.5. The probability of drawing *Orange* is 0.2 and *Black* is 0.8. In this study, given that the random draw  $x_i$  is observed by the experimenter, it is possible to identify whether  $P_1$  lied or not.

In AVOID,  $P_1$  clicks on a box on the computer screen and a color (orange or black) is revealed. Participants know that the probability of drawing *Orange* is 0.2 and *Black* is 0.8. After  $P_1$  observes the drawn color, they are asked to report the color to  $P_2$ . Once  $P_2$  learns what  $P_1$  has reported, they are asked to click on a box in the computer screen that reveals a color (orange or black). Then,  $P_2$  reports their observed color. In NO AVOID,  $P_1$ 's decisions are the same, but  $P_2$  only clicks on the box they see on the computer screen and the computer reports truthfully the random draw. In NO EXTERNALITY, decisions are identical to NO AVOID and the variation is on  $P_2$ 's payoffs, which only depend on their own random draw. In SIMULTANEOUS, participants make the same decision as  $P_1$  in AVOID, but both members of the dyad decide without knowing the other's report  $r_j$ .

While  $P_2$  is reporting, I elicit  $P_1$ 's beliefs about  $P_2$ 's report. I use a mechanism proposed by Karni (2009) and first implemented experimentally by Mobius et al. (2011), allowing me to elicit probabilities in an incentive-compatible way. Specifically, I use a similar implementation as the one proposed by Coffman (2011). Participants are asked to guess the color reported by  $P_2$  and are then asked how likely they think their guess is correct. This procedure allows me to elicit the probability of  $P_2$  reporting *Orange*. Participants are told they do not need to read the instructions about the mechanism or understand it if they do not want to. I use this option to reduce the risk of people leaving because of the complexity of the mechanism. They can, however, click on a button to see the detailed explanation.<sup>7</sup>

The elicitation mechanism is based on robots that can guess on behalf of the participants.

---

<sup>7</sup>From the total participants in the  $P_1$  role, 33.46% clicked once in the info button and 0.38% clicked twice.

There are 100 robots, each with an integer probability between 1 and 100 of correctly guessing  $P_2$ 's report. A robot from this interval is drawn randomly, and it can guess on the participant's behalf with an accuracy level determined by its number. Robot 1 is accurate 1% of the time, and robot 2 is accurate 2% of the time, all the way up to the robot that is accurate 100% of the time. The reported likelihood of their guess being correct is used as an "accuracy threshold." That is, if the robot has an accuracy greater than or equal to the threshold, it guesses  $r_2$  for  $P_1$ . If the robot has an accuracy less than the threshold,  $P_1$ 's guess is submitted. If the guess is correct, whether it is the participant's or the robot's, it gives a payoff of £0.5.

### 3.1.2 Study 1 procedures

I pre-registered the experiment in the AEA RCT Registry under AEARCTR-0006881. I targeted 120 observations per treatment ex-ante, and I calculated the power of the target sample size using computer simulations. I used a minimum detectable effect size of 0.15 from people detected as liars. The power reached with a sample size of 120 observations by treatment is 0.8 when simulating 1,500 Fisher tests. The experiment was conducted online on Prolific (Palan and Schitter, 2018) in December 2020. The experiment was programmed in oTree (Chen et al., 2016), and a total of 878 people participated in five sessions.<sup>8</sup> To avoid overloading the server and minimize the probability of technical issues, I did not run the whole experiment in one session.

Table 3 presents the number of valid observations for people in the  $P_1$  role in each session. The computer program assigned a treatment to each participant. Participants participated only in one treatment, and the game was played only one time. Among the participants, 51.17% identified as male, 47.27% as female, 0.89% as other, and 0.66% did not report. The average age of the participants was 26.06, and 48.53% were students.

**Table 3. Participants with the role of  $P_1$  in Study 1**

	Session 1	Session 2	Session 3	Session 4	Session 5	<b>Total</b>
<b>AVOID</b>	22	23	22	23	35	125
<b>NO AVOID</b>	22	21	21	22	35	121
<b>NO EXTERNALITY</b>	23	24	22	21	37	127
<b>SIMULTANEOUS</b>	20	22	22	20	48	132

Participants read the instructions first and responded to some comprehension ques-

<sup>8</sup>A total of 899 people showed up, but some left in the middle of the session.

tions. After they answered the comprehension questions correctly, they waited until a second player was also ready, and then they were matched together and proceeded to the observed cheating game. Roles were assigned randomly. After participants finished the observed cheating game and the elicitation task, they responded to a survey with demographic questions and a feedback question. They spent six minutes, on average, to complete the experiment. Additional to the earnings on the cheating game and the guessing task, participants earned a completion fee of £2.5. Following Prolific rules, those who left the experiment did not get the completion fee. Participants received their payoffs through the Prolific platform the same day they participated in their session.

### 3.1.3 Study 1 results

The main outcome variable of interest to test the hypotheses presented in Section 2 is whether  $P_1$  lied or not. Given that in this experiment I have the information about the random draw and the report, I create a new variable called *Lied* that takes the value of 1 when  $x_i \neq r_i$  and 0 when  $x_i = r_i$ . Figure 2 presents the lying rates per treatment. The lying rates are, on average, 7.52%, which is very low compared with, for instance, [Gneezy et al. \(2018\)](#), where lying rates were about 30%. The pairwise comparison of the comparable treatments using a Fisher exact test results in no significant differences at a 5% level across treatments.<sup>9</sup>

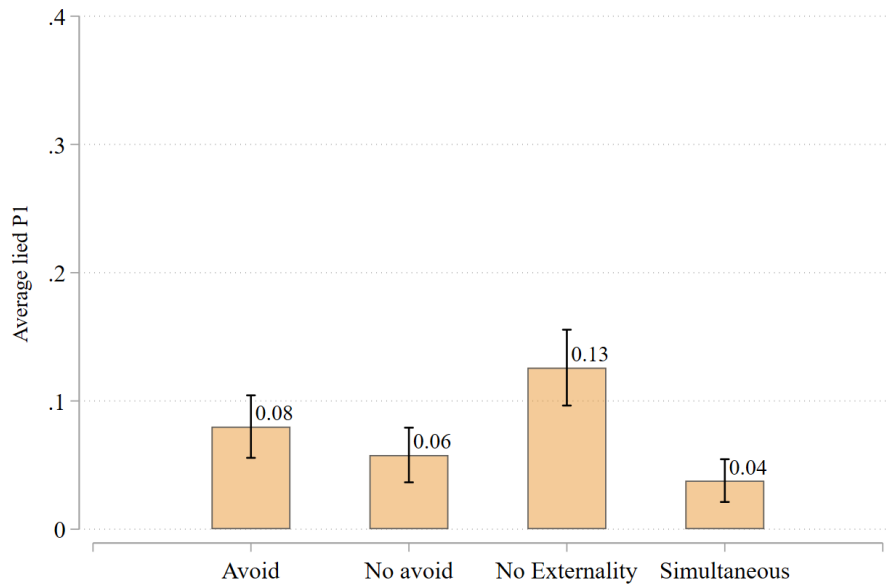
To confirm the result implied by Figure 2, I use regressions that allow me to include some controls. Columns 1 and 2 of Table 4 present linear probability regressions with *Lied* as the dependent variable. Lied 1 uses data from treatments AVOID, NO AVOID, and SIMULTANEOUS, with AVOID as the reference treatment. Lied 2 uses data from treatments AVOID, NO AVOID, and NO EXTERNALITY, with NO AVOID as the reference treatment. I use two regressions because AVOID is not directly comparable with NO EXTERNALITY, which makes it impossible to include NO EXTERNALITY in Lied 1. The same intuition applies to Lied 2 because between NO AVOID and SIMULTANEOUS, two things change. In both regressions, I use only the data of  $P_1$  that drew *Black*. The independent variables are the treatment dummies, the beliefs about  $r_2$ ,<sup>10</sup> the time participants took to send the report, some demographic variables, and their ID in the session to control for potential selection between the first participants who entered the session and who were the last to leave.

The coefficients for the treatments dummies in Lied 1 and Lied 2 confirm no significant differences in lying rates across treatments. Additionally, I find that participants who spent

<sup>9</sup>To ensure that only one component changes, I only compare treatments in the following pairs: AVOID-NO AVOID, AVOID-SIMULTANEOUS, and NO AVOID-NO EXTERNALITY.

<sup>10</sup>I take the confidence on the guess (accuracy threshold) of each  $P_1$ . In case they guessed  $x_2 = \textit{Black}$ , the value of the variable is  $1 - \textit{accuracy threshold}$ .

**Figure 2.  $P_1$ 's lying rates across treatments in Study 1**



Note: The bars represent the proportion of participants who drew black but reported orange in each treatment.

more time reporting were more likely to lie. Interestingly, the coefficient of *Time Spent Reporting* shows that the probability reported by  $P_1$  is positively correlated with the probability that  $r_1 = 1$ .

**Result 1** (No treatment differences in lying). *There are no treatment differences between treatments, leading me to reject Hypotheses 1, 2, and 3. However, this result may be, at least partially, driven by low lying rates.*

The mean beliefs by treatment are not significantly different in all pairwise comparisons using a Kolmogorov-Smirnov test. In columns 3 and 4 of Table 4, I use ordinary least squares (OLS) to assess whether the reported probability of reporting *Orange* varies across treatments. Belief 1 uses data from treatments AVOID, NO AVOID, and SIMULTANEOUS, with AVOID as the reference treatment. Beliefs 2 uses data from treatments AVOID, NO AVOID, and NO EXTERNALITY, with NO AVOID as the reference treatment. Beliefs 1 show that the reported probability in NO AVOID is lower than in AVOID, while the difference between AVOID and SIMULTANEOUS is non-significant. Column 4 shows that the difference between NO AVOID and NO EXTERNALITY is non-significant as well.

**Table 4. Regressions testing the differences across treatments in Study 1**

	Lied 1	Lied 2	Beliefs 1	Beliefs 2
Avoid	<i>Reference</i>	-0.005 (0.035)	<i>Reference</i>	7.875*** (2.811)
No Avoid	0.012 (0.036)	<i>Reference</i>	-7.607*** (2.755)	<i>Reference</i>
No Externality		0.052 (0.045)		3.183 (2.591)
Simultaneous	-0.024 (0.035)		-1.191 (2.965)	
Belief about $Pr(r_2 = 1)$	0.004*** (0.001)	0.002** (0.001)		
Time Spent Reporting	0.008*** (0.003)	0.012*** (0.004)		
Lied=1			24.105*** (5.288)	9.199* (4.704)
Constant	-0.136** (0.058)	-0.095 (0.081)	33.189*** (4.294)	26.030*** (3.878)
Controls	Yes	Yes	Yes	Yes
Observations	302	292	302	292
$R^2$	0.133	0.098	0.132	0.081

Note: Regressions Lied 1 and Lied 2 are linear probability models. Regressions Beliefs 1 and Beliefs 2 use OLS. All regressions use the data of participants with the  $P_1$  role and who drew *Black*. Lied 1 and Belief 1 use data from treatments AVOID, NO AVOID, and SIMULTANEOUS. Lied 2 and Beliefs 2 use data from treatments AVOID, NO AVOID, and NO EXTERNALITY. Controls include gender, age, student status, education, number of experiments they participated in before, and their ID in a session. Robust standard errors are presented in parentheses.

\*  $p < 0.1$ , \*\*  $p < 0.05$ , \*\*\*  $p < 0.01$ .

## 3.2 Study 2: Two-person cheating game—Mind-cheating game

### 3.2.1 Study 2 overview and design

One potential reason why Study 1 presents minimal lying rates, making detecting treatment differences difficult, is that people might be concerned about the random draw’s observability. Gneezy et al. (2018) and Fries et al. (2021) show that, in laboratory experiments, the observability of the random draw decreases lying. In Study 1, this effect was exacerbated perhaps because it was an online experiment and because Prolific emphasizes the importance of participants responding to everything honestly.<sup>11</sup> To assess whether behavior changes

<sup>11</sup>For instance, in the first study every participant must complete before participating in further studies in Prolific, they include the following statement: "...we want to build a world where people and organisations can



when lying is not observed, I design a second study where the random draw is private and not observed, not even by the experimenter.

In this second study, I use a mind-cheating game<sup>12</sup> in which participants choose one color out of five in their minds (see colors in Figure 3).<sup>13</sup> Then, they draw a color from a deck of cards presented on their computer's screen. The deck contains two cards for each one of the colors. Participants then report whether the color they drew from the deck is the same as their mentally chosen color. If they want to report that the colors match, they report *Yes* and otherwise report *No*. Thus, in this second game, *Yes* represents  $x_i = 1$  and *No* represents  $x_i = 0$ . For the payoffs, the rewards used are  $v_h = \pounds 2.5$  and  $v_l = \pounds 0.3$ .<sup>14</sup> In this study, the state of nature is in participants' minds, so I can only compare distributions of groups based on the known theoretical distribution. However, I cannot identify whether an individual lies or not. Furthermore, the probability of having matching colors is the same as drawing *Orange* in Study 1.

**Figure 3. Colors used in mind game**



I use the same treatments presented in Table 2. Specifically, in AVOID,  $P_1$  reports to  $P_2$  whether the colors match or not.<sup>15</sup> Once  $P_2$  learns  $r_1$ , they follow the same sequence of decisions: think of a color, draw a color from a deck of cards, and report whether the colors match. In NO AVOID,  $P_1$ 's decisions are the same, but  $P_2$  does not select their card in their mind and instead selects it from a list presented on their screen. Then, they draw a color from a deck of cards. Finally, using the selected color and the drawn color, the computer reports whether the colors match or not. In NO EXTERNALITY, decisions are identical to NO AVOID, and the variation is that  $P_2$ 's payoffs only depend on whether their selected color and their drawn color match regardless of  $P_1$ 's payoffs. Finally, in SIMULTANEOUS, both participants think of a color, draw a color, and report at the same time whether the colors

---

*make important decisions based on trustworthy data and solid evidence. We can't build that world without your contribution: The data you provide, combined with your honesty, your integrity and your effort, is a precious piece of the research puzzle. And together, those pieces help advance human knowledge."*

<sup>12</sup>Mind games were previously implemented using die rolls (Jiang, 2013; Shalvi and De Dreu, 2014; Potters and Stoop, 2016; Kajackaite and Gneezy, 2017; Dimant et al., 2020) or coin tosses (Shalvi et al., 2012; Garbarino et al., 2019). One potential flaw of traditional mind games that use die rolls is they could be biased if people prefer certain numbers, which causes the experimenter to lose control of the theoretical distribution of the random draws.

<sup>13</sup>The colors were chosen such that colorblind people can see five different colors.

<sup>14</sup>I used lower payoffs because after running the first study, I realized I was paying a lot compared with other Prolific studies, and I also wanted to rule out participants being positively reciprocal to the experimenter.

<sup>15</sup>One advantage of the procedure I use is that independent of the color chosen by participants, the probability of matching is always 0.2, which is the same as drawing *Orange* in Study 1.

match. I also elicit  $P_2$ 's beliefs in all the treatments using the same mechanism as in Study 1 and pay £0.3 if they guess correctly. Finally, in this second study, I include information on participants' religion in the demographic variables.

### 3.2.2 Study 2 procedures

Study 2's procedures are the same as Study 1's. I pre-registered the experiment in AEA RCT Registry under AEARCTR-0007214.<sup>16</sup> A total of 992 people participated in five sessions.<sup>17</sup> Table 5 presents the number of observations for people on the role of  $P_1$  in each session. Among the participants, 54.71% identified as male, 44.60% as female, 0.30% as other, and 0.40% did not report. The average age of participants was 26.25, and 47.28% were students. Participants spent 7 minutes, on average, to complete the experiment. In addition to the mind game earnings and the guessing task, participants earned a completion fee of £1.15.

**Table 5. Participants with the role of  $P_1$  in Study 2**

	Session 1	Session 2	Session 3	Session 4	Total
<b>Avoid</b>	29	38	38	37	142
<b>No Avoid</b>	29	36	39	37	141
<b>No Externality</b>	28	37	39	36	140
<b>Simultaneous</b>	30	38	40	38	146

### 3.2.3 Study 2 results

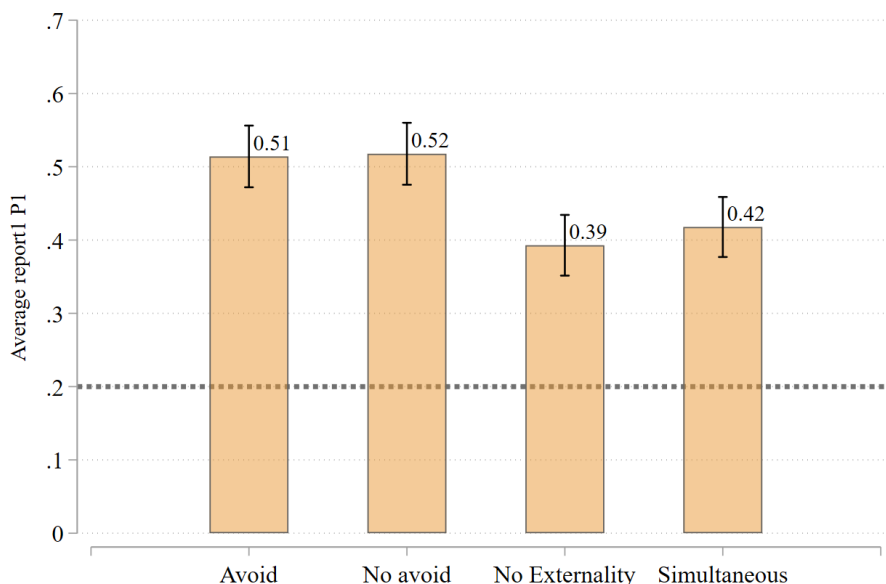
Given that I use a mind game in this study, the random draw is private information, and I can only compare the reports at an aggregate level. Theoretically, the random draw follows a binomial distribution with a probability of the high-paying state of 0.2. Figure 4 shows the proportion of participants with the  $P_1$  role who reported *Yes*. Using the binomial test, I confirm that the actual reports are statistically different from the reports under full honesty in all treatments. I calculate the expected lying rates of the reports in Figure 4 by taking the average of the reports and then subtracting 0.2 (the expected proportion of people actually matching colors), and I divide the result over 0.8. The expected lying rates are 38.75% in AVOID, 40% in NO AVOID, 23.75% in NO EXTERNALITY, and 27.50% in SIMULTANEOUS. The pairwise comparisons using a one-sided Fisher exact test show that the difference

<sup>16</sup>I created a new pre-registration entry because this study is not a modification of Study 1 but is instead a new study to check whether having a non-observable random draw changes participants' response to incentives. Therefore, I decided to pre-register this study in a separate register before running its sessions.

<sup>17</sup>A total of 1,009 people showed up, but some left in the middle of the session

between AVOID and NO AVOID is not significant ( $p = 0.523$ ), the difference between NO AVOID and NO EXTERNALITY is significant ( $p = 0.024$ ), and the difference between AVOID and SIMULTANEOUS is weakly significant ( $p = 0.064$ ).

**Figure 4.**  $P_1$ 's Yes reports across treatments in Study 2



Note: The bars represent the proportion of participants who reported that their colors matched in each treatment. The dashed horizontal lines display the underlying theoretical proportion of Yes under truth-telling.

I use a linear probability model estimation to assess the treatment effects once I control for potential confounding variables. Columns 1 and 2 of Table 6 present two regressions with  $r_1$  as the dependent variable. The regressors are the treatment dummies, the beliefs about  $r_2$ , how long participants took to report, some demographic variables, and their ID in the session. The regression *Report P<sub>1</sub> 1* confirms the result derived from Figure 4 that there is no difference in lying between AVOID and NO AVOID, leading to Result 2.

**Result 2** (Related to Hypothesis 1).  $P_1$ 's lying behavior is the same in AVOID and NO AVOID. I reject Hypothesis 1.

Also in regression *Report P<sub>1</sub> 1*, the coefficient Simultaneous shows that once I control for potentially confounding variables, in AVOID,  $P_1$  lied significantly more than in SIMULTANEOUS. This finding is the opposite of hypothesis 3, which states that lying will be more pronounced in SIMULTANEOUS than in AVOID.

**Result 3** (Related to Hypothesis 3).  $P_1$  lies more in AVOID than in SIMULTANEOUS. I reject Hypothesis 3.

**Table 6. Regressions testing the differences across treatments in Study 2**

	Report $P_1$ 1	Report $P_1$ 2	Report $P_2$ AVOID
Avoid	<i>Reference</i>	-0.015 (0.060)	
No Avoid	0.033 (0.060)	<i>Reference</i>	
No Externality		-0.123** (0.060)	
Simultaneous	-0.142** (0.061)		
Belief about $Pr(r_2 = 1)$	0.003*** (0.001)	0.002 (0.001)	
Time Spent Reporting	-0.004 (0.003)	-0.001 (0.003)	-0.008*** (0.003)
$P_1$ 's report=1			-0.228*** (0.082)
Constant	0.351*** (0.116)	0.340*** (0.122)	0.734*** (0.176)
Controls	Yes	Yes	Yes
Observations	428	421	142
$R^2$	0.051	0.031	0.121

Note: Regressions Report  $P_1$  1, Report  $P_1$  2, Report  $P_2$  are linear probability models. Report  $P_1$  1 uses data from treatments AVOID, NO AVOID, and SIMULTANEOUS. Report  $P_1$  2 uses data from treatments AVOID, NO AVOID, and NO EXTERNALITY. Report  $P_2$  AVOID uses data from  $P_2$  in AVOID. Controls include gender, age, student status, education, religion, number of experiments they participated in before, and their ID in a session. Robust standard errors are presented in parentheses.

\*  $p < 0.1$ , \*\*  $p < 0.05$ , \*\*\*  $p < 0.01$ .

Regression *Report  $P_1$  2* in Table 6 uses NO AVOID as a reference group because this is directly comparable with AVOID and NO EXTERNALITY. This regression confirms the null effect of lying between NO AVOID and AVOID. More importantly, this regression reveals that  $P_1$ 's lying is lower in NO EXTERNALITY than in NO AVOID, which is consistent with hypothesis 2.

**Result 4** (Related to Hypothesis 2).  $P_1$  lies less in NO EXTERNALITY than in NO AVOID. I do not reject Hypothesis 2.

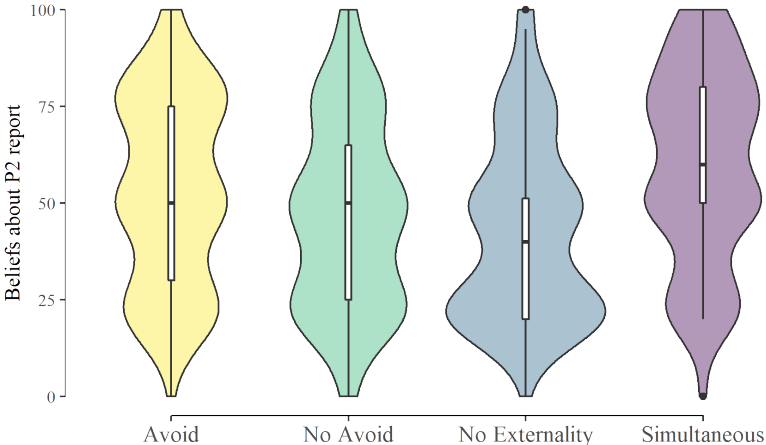
In addition to the results on  $P_1$ 's reports, Table 6 also presents important evidence regarding  $P_2$ 's reports. In the column 3, it shows the relation between  $r_1$  and  $r_2$ , controlling for the time participants take when reporting the random draw and demographics variables. In this regression, I only use data from AVOID because it is the only treatment where  $P_2$  can lie after learning  $r_1$ . The coefficient  $P_1$ 's report=1 shows that  $P_2$  was significantly more likely

to report *Yes* when  $r_1 = \text{No}$ . Using the Bayesian method of [Hugh-Jones \(2019\)](#), I estimate the lying rates of  $P_2$  conditional on  $r_1$ . The lying rate when  $P_2$  observing  $r_1 = \text{Yes}$  is 9.39%, while the lying rate when observing  $r_1 = \text{No}$  is 36.63%.

**Result 5.**  $P_2$  lies more when they observe that  $P_1$  reported *No* than when they observe that  $P_1$  reported *Yes*.

Figure 5 presents the distribution of the implied probabilities of  $P_2$  reporting *Yes* in each treatment. I use a Kolmogorov-Smirnov test to test whether these distributions are equal. The pairwise comparisons using this test show that in the pairs AVOID-SIMULTANEOUS and NO AVOID-NO EXTERNALITY, there is no statistically significant difference, but in the pair AVOID-NO AVOID, there is a weakly significant difference, pointing to smaller numbers in NO AVOID ( $p = 0.084$ ).

**Figure 5.  $P_1$ 's subjective probability that  $P_2$  reports *Yes***



Note: The graphs use a kernel density plot on each side, with a box plot inside.

To complement the insights from Figure 5, I use OLS regressions to study the differences in beliefs across treatments. Table 7 presents two regressions (one for each reference treatment) with the belief about  $P_2$  reporting *Yes* as the dependent variable. I also include interaction terms of  $P_1$ 's report and each treatment. Regression *Beliefs 1* of Table 7 shows that those participants in SIMULTANEOUS who reported *No* believed it was more likely that their partner would report *Yes*. The table also shows that beliefs were not self-serving in the mind game.

**Result 6** (Beliefs in mind game).  $P_1$ 's subjective probability of  $r_2 = 1$  is not positively correlated with  $r_1$  in the mind game. Participants in SIMULTANEOUS believe it is more likely that their partner reports *Yes* than in other treatments.

Finally, in Study 2, I included a question in the final questionnaire where I asked them

**Table 7. Regressions testing the differences in beliefs across treatments in Study 2**

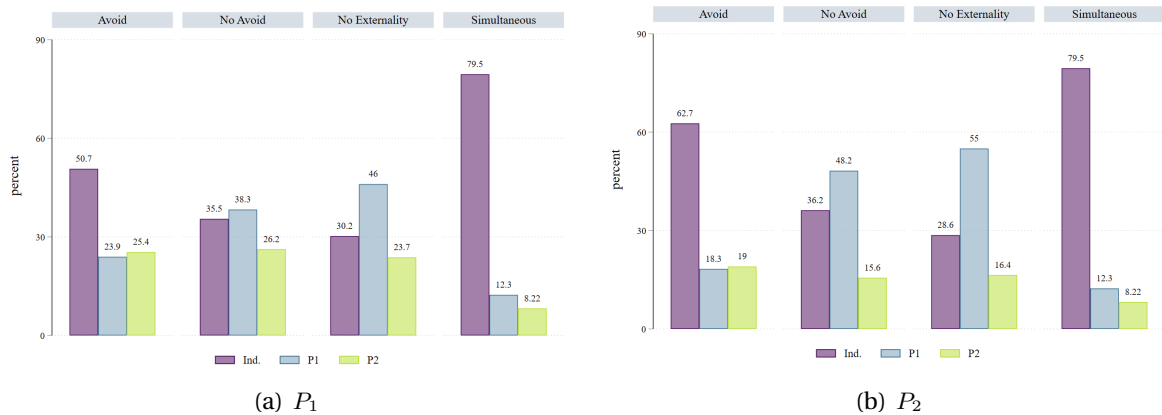
	Beliefs 1	Beliefs 2
Avoid	<i>Reference</i>	3.711 (4.042)
No Avoid	-3.719 (4.025)	<i>Reference</i>
Simultaneous	7.895** (3.691)	
No Externality		-3.379 (3.721)
$P_1$ 's report=1	6.397 (4.090)	2.297 (4.102)
Avoid $\times P_1$ 's report=1		4.129 (5.791)
No Avoid $\times P_1$ 's report=1	-4.901 (5.785)	
Simultaneous $\times P_1$ 's report=1	-2.963 (6.192)	
No Externality $\times P_1$ 's report=1		-0.439 (5.834)
Constant	49.835*** (5.220)	55.810*** (5.499)
Controls	Yes	Yes
Observations	428	421
$R^2$	0.055	0.051

Note: Regressions Report  $P_1$  1, Report  $P_1$  2, and Report  $P_2$  are linear probability models. Controls include gender, age, student status, education, religion, number of experiments they participated in before, and their ID in a session. Robust standard errors are presented in parentheses.

\*  $p < 0.1$ , \*\*  $p < 0.05$ , \*\*\*  $p < 0.01$ .

"Imagine you were to play the same game again and had a choice, would you rather be Participant A or Participant B?"<sup>18</sup> Their responses, divided by the role they had, are presented in Figure 6. Figure 6(a) shows that  $P_1$  did not interpret, in general, being the first drawer as an advantage in AVOID or SIMULTANEOUS. Figure 6(b) shows this is also true for  $P_2$  with even more people being completely indifferent between the two roles. The figure also shows that  $P_2$  did not like the second drawer position when they could not report and would prefer being  $P_1$ .

**Figure 6. Roles participants would choose if they played again**



## 4 Discussion

This study was designed to determine whether prosociality or lying aversion have more weight in individuals' preferences for lying. The first experiment, Study 1, could only provide limited evidence in this respect because participants were reluctant to lie in the observed cheating game. Previous evidence of laboratory experiments on cheating also shows that in observed cheating games, people lie less (Gneezy et al., 2018; Abeler et al., 2019; Fries et al., 2021) but are, however, able to detect treatment effects. I used this fact to design Study 1 and get information at the individual level. In contrast with laboratory experiments, the online setting provided lower lying rates, making it difficult to detect treatment variations.

To make detecting treatment differences easier, I used a mind-cheating game where it was not possible to know whether a specific participant lied or not and the random draw was only in participants' minds. The main advantage of this game was that I could identify liars and get more information about liars and non-liars. In contrast, participants were more willing to lie in the mind-cheating game, but I could detect lying only at the aggregate level. In Study 2, where the experimenter did not observe the random draw, it was possible to

<sup>18</sup>This was the exact wording I used in both experiments to refer to  $P_1$  and  $P_2$ .

assess the hypotheses in Section 2 because participants were more sensitive to incentives. Therefore this section mainly discusses the results from Study 2.<sup>19</sup>

I hypothesized that most of the participants with the  $P_1$  role in the AVOID treatment would try to save their lying costs and pass the burden to  $P_2$ . Result 2 shows that this is not the case and participants had lying rates similar to NO AVOID. This finding was unexpected and suggests either  $P_1$  expected that  $P_2$  would not lie or that the utility derived from the positive externality was stronger than the direct cost of lying. The beliefs of  $P_1$  in AVOID, presented in Figure 5 and Table 7, rule out the possibility that in this treatment, most of those in the  $P_1$  role believed that  $P_2$  was particularly honest. Additionally, Result 5 shows that people are willing to avoid the direct costs of lying when their actions will not have implications on others' payoffs or their payoffs. Result 4 also shows that, indeed, when there is no prosocial motive,  $P_1$  lied considerably less.

Hence, the most important insight from the paper is that even if people are lying averse, prosociality is a stronger motivator than lying aversion when it benefits others. This result adds to the previous findings by [Wiltermuth \(2011\)](#), [Gino et al. \(2013\)](#), and [Levine and Schweitzer \(2015\)](#) by showing that individuals are more willing to lie when they create a positive externality and this motive is even stronger than the aversion generated by the psychological lying cost. Now, the question is how SIMULTANEOUS factors into this picture. Arguably, SIMULTANEOUS makes two contributions to the paper's main result. First, it confirms the validity of the assumption regarding prosociality. Specifically, I used a particular assumption about the type of prosocial preferences where participants benefit from the consequences of their actions and not by the actions themselves. These types of prosocial preferences are inspired by consequentialism and are juxtaposed to deontological ethics that evaluate the means instead of the ends. Even though SIMULTANEOUS was not intended to test this assumption, Result 3 provides evidence of participants holding consequentialist prosocial preferences.

Second, and more importantly, SIMULTANEOUS confirms that the prosocial motive is strong enough to dominate the lying aversion motive. As shown in Figure 1, when the utility generated by the positive externality ( $\theta$ ) is high enough, lying is higher in AVOID than in SIMULTANEOUS. This finding was not expected because I predicted that people would be more self-interested and avoid the psychological cost of lying more than try to help others. However, once we establish that the prosocial motive dominates the lying aversion motive, this result is consistent with the model.

---

<sup>19</sup>The main lesson when comparing the behavior from Study 1 and Study 2 is that when using platforms such as Prolific ([Palan and Schitter, 2018](#)) to study lying behavior, it is crucial to reduce observability as much as possible. A potential reason is that these platforms stress the importance of being honest when participating in studies. Then, even if the only identification is their Prolific ID, participants may care about how they are perceived.



Finally, regarding the elicited beliefs about  $r_2$ , in Study 2 participants in SIMULTANEOUS were more likely to believe that their partner would report *Yes* (see Result 7). This finding is consistent with the model and implies that participants found it easier to avoid the lying cost but also that they would be more likely to lose the utility of the positive externality given that they are consequentialists. By contrast, in Study 1, the main result concerning beliefs was that they were self-serving. This result may be due to participants trying to justify themselves when lying.

## 5 Conclusion

Is prosocial lying a stronger motivation than lying aversion? This paper provides evidence that this is the case. [Gneezy et al. \(2018\)](#), [Abeler et al. \(2019\)](#), and [Khalmetski and Sliwka \(2019\)](#) have indicated that one reason people do not lie to maximize their monetary payoff is because they have a psychological lying cost. It is not clear, however, if this effect holds in group settings where prosocial lying enters into the picture. For instance, lying to get an individual incentive a CEO has promised after achieving a goal and lying to reach a threshold that gives a bonus for a team of workers are different types of lies. A similar dilemma occurs when people use intermediaries in some situations, such as tax declarations or selling a car or house. In these contexts, the intermediary has a higher payoff if they lie. Therefore, when individuals lie to benefit others as well as themselves, there are two competing motivators: lying aversion and prosociality.

This paper uses two online experiments to study these situations and finds meager lying rates in the first experiment, making it difficult to identify any treatment differences. Arguably, the main reason for the low lying rates was because an observed game was used, making it possible to know whether a participant lied. In a second experiment, Study 2, the observability problem was solved by using a mind game. This study shows individuals lie more when they can benefit others and shows that this motivation is strong enough to prevail even when people could save their direct lying costs.

One additional finding is that prosocial lying is consistent with consequentialism rather than deontological views. In particular, prosociality being a stronger motivator than lying aversion is only possible in the theoretical model if people care about the consequences of their acts rather than their intentions. However, the scope of this study was limited in terms of assessing whether consequentialist prosocial behavior is the only way to explain the results, and the experiment was not designed to assess it directly. Another issue not addressed in this study was whether the timing of the beliefs elicitation changes participants' guesses and their willingness to avoid their lying costs. Beliefs were elicited after  $P_1$  reported

their random draw, and therefore they might be influenced by participants' reports. It was beyond the scope of this paper to test whether participants would be more prone to avoid their lying costs in AVOID when the elicitation task was done before reporting.

Despite the mentioned limitations, the study certainly adds to our understanding of the role of prosociality on dishonesty. Although prosocial lying may seem trivial, it is crucial in terms of today's concerns over tax evasion and corruption. In practical terms, it suggests that having groups of people or intermediaries in positions where self-reports are central should be avoided because they will be more prone to lie. For instance, continued efforts are needed to make declaring taxes easier for the general population so that they do not need to use an intermediary to declare for them. The same principle applies to situations where one person oversees reporting the information on behalf of a team (e.g., a political party, work group, or firm). Individual reporting should always be preferred to creating dependencies between people's reports.

The findings provide important insights into the broader domain of dishonesty and prosociality. Nonetheless, some questions remain such as whether prosocial lying is a matter of intentions or consequences. This paper finds insights into consequentialism, but further research is needed to confirm it. Another natural progression of this work is to analyze whether reciprocal lying exists in group settings. Additionally, a further study could assess the impact of explicit delegation on lying decisions, and disentangle obedience from prosociality. Finally, further research might explore the role of the beliefs elicitation timing in the strategic avoidance of lying.

## References

- Abeler, J., Nosenzo, D., and Raymond, C. (2019). Preferences for Truth-Telling. *Econometrica*, 87(4):1115–1153.
- Akerlof, G. A. (1970). The market for “lemons”: Quality uncertainty and the market mechanism. *The Quarterly Journal of Economics*, 84(3):488–500.
- Andreoni, J. (1990). Impure altruism and donations to public goods: A theory of warm-glow giving. *The economic journal*, 100(401):464–477.
- Andreoni, J. and Miller, J. (2002). Giving according to garp: An experimental test of the consistency of preferences for altruism. *Econometrica*, 70(2):737–753.
- Ariely, D., Bracha, A., and Meier, S. (2009). Doing good or doing well? image motivation and monetary incentives in behaving prosocially. *American Economic Review*, 99(1):544–55.
- Bénabou, R. and Tirole, J. (2006). Incentives and Prosocial Behavior. *The American Economic Review*, 96(5):1652–1678.
- Charness, G. and Rabin, M. (2002). Understanding social preferences with simple tests. *The quarterly journal of economics*, 117(3):817–869.
- Chen, D. L., Schonger, M., and Wickens, C. (2016). otree—an open-source platform for laboratory, online, and field experiments. *Journal of Behavioral and Experimental Finance*, 9:88–97.
- Coffman, L. C. (2011). *Intermediation reduces punishment (and reward)*, volume 3.
- Conrads, J., Irlenbusch, B., Rilke, R. M., and Walkowitz, G. (2013). Lying and team incentives. *Journal of Economic Psychology*, 34:1–7.
- DellaVigna, S., List, J. A., and Malmendier, U. (2012). Testing for altruism and social pressure in charitable giving. *The quarterly journal of economics*, 127(1):1–56.
- Dimant, E., Van Kleef, G. A., and Shalvi, S. (2020). Requiem for a nudge: Framing effects in nudging honesty. *Journal of Economic Behavior & Organization*, 172:247–266.
- Dufwenberg, M. and Dufwenberg, M. A. (2018). Lies in disguise – A theoretical analysis of cheating. *Journal of Economic Theory*, 175:248–264.
- Erat, S. and Gneezy, U. (2011). White lies. *Management Science*, 58(4):723–733.
- Fries, T., Gneezy, U., Kajackaite, A., and Parra, D. (2021). Observability and lying. *Journal of Economic Behavior and Organization*, 189:132–149.
- Garbarino, E., Slonim, R., and Villeval, M. C. (2019). Loss aversion and lying behavior. *Journal of Economic Behavior & Organization*, 158:379–393.
- Gino, F., Ayal, S., and Ariely, D. (2013). Self-serving altruism? The lure of unethical actions that benefit others. *Journal of Economic Behavior and Organization*, 93:285–292.

- Gneezy, U., Kajackaite, A., and Sobel, J. (2018). Lying Aversion and the Size of the Lie. *American Economic Review*, 108(2):419–453.
- Hugh-Jones, D. (2019). True lies: Comment on garbarino, slonim and villeva (2018). *Journal of the Economic Science Association*.
- Jiang, T. (2013). Cheating in mind games: The subtlety of rules matters. *Journal of Economic Behavior and Organization*, 93:328–336.
- Kajackaite, A. and Gneezy, U. (2017). Incentives and cheating. *Games and Economic Behavior*, 102:433–444.
- Karni, E. (2009). A Mechanism for Eliciting Probabilities. *Econometrica*, 77(2):603–606.
- Khalmetski, K. and Sliwka, D. (2019). Disguising Lies—Image Concerns and Partial Lying in Cheating Games. *American Economic Journal: Microeconomics*, 11(4):79–110.
- Kocher, M. G., Schudy, S., and Spantig, L. (2018). I lie? we lie! why? experimental evidence on a dishonesty shift in groups. *Management Science*, 64(9):3995–4008.
- Leib, M. et al. (2021). (dis) honesty in individual and collaborative settings: A behavioral ethics approach.
- Levine, E. E. and Schweitzer, M. E. (2015). Prosocial lies: When deception breeds trust. *Organizational Behavior and Human Decision Processes*, 126:88–106.
- Mobius, M. M., Niederle, M., Niehaus, P., and Rosenblat, T. S. (2011). Managing self-confidence: Theory and experimental evidence. Technical report, National Bureau of Economic Research.
- Muehlheusser, G., Roider, A., and Wallmeier, N. (2015). Gender differences in honesty: Groups versus individuals. *Economics Letters*, 128:25–29.
- Palan, S. and Schitter, C. (2018). Prolific. ac—a subject pool for online experiments. *Journal of Behavioral and Experimental Finance*, 17:22–27.
- Potters, J. and Stoop, J. (2016). Do cheaters in the lab also cheat in the field? *European Economic Review*, 87:26–33.
- Rilke, R. M., Danilov, A., Weisel, O., Shalvi, S., and Irlenbusch, B. (2021). When leading by example leads to less corrupt collaboration. *Journal of Economic Behavior Organization*, 188:288–306.
- Shalvi, S. and De Dreu, C. K. (2014). Oxytocin promotes group-serving dishonesty. *Proceedings of the National Academy of Sciences*, 111(15):5503–5507.
- Shalvi, S., Eldar, O., and Bereby-Meyer, Y. (2012). Honesty Requires Time (and Lack of Justifications). *Psychological Science*, 23(10):1264–1270.
- Weisel, O. and Shalvi, S. (2015). The collaborative roots of corruption. *Proceedings of the National Academy of Sciences*, 112(34):10651–10656.
- Willemuth, S. S. (2011). Cheating more when the spoils are split. *Organizational Behavior and Human Decision Processes*, 115(2):157–168.